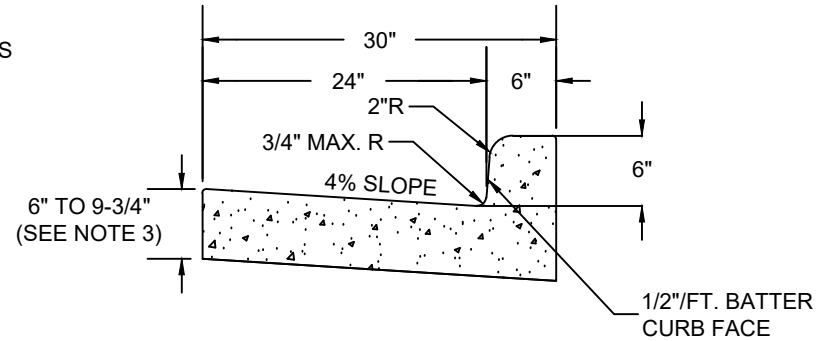
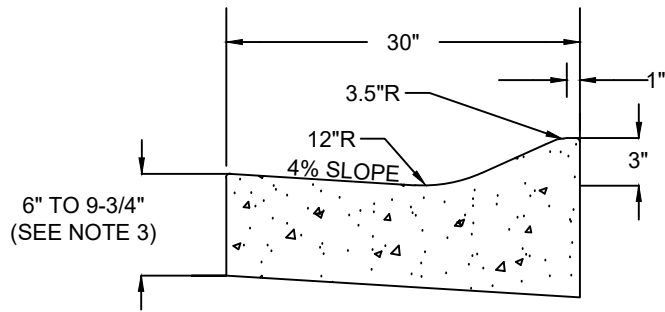


**NOTES:**

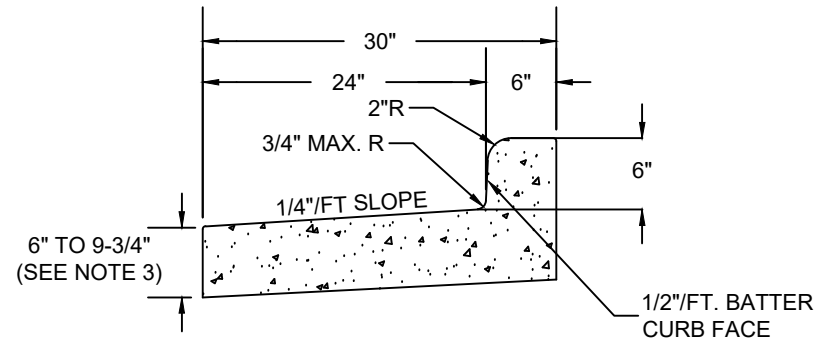
1. DAMAGED CURB / GUTTER SECTIONS SHALL BE REMOVED TO THE NEAREST JOINT.
2. CURB AND GUTTER CONSTRUCTED ADJACENT TO EXISTING CURB AND GUTTER SHALL BE INSTALLED USING TWO (2) NO.4 (1/2-INCH), 18-INCH LONG TIE BARS, EVENLY SPACED, DRIVEN 9-INCHES INTO THE EXISTING CURB AND GUTTER.
3. WHERE ADJACENT PAVEMENT SECTION CONTAINS CONCRETE THE GUTTER THICKNESS SHALL EXTEND TO THE BOTTOM OF THE ADJACENT CONCRETE PAVEMENT.



**30" VERTICAL FACE CURB AND GUTTER**



**30" MOUNTABLE CURB AND GUTTER**



**30" VERTICAL FACE CURB AND GUTTER  
(REVERSE SLOPE GUTTER)**

SCALE: NTS

STANDARD CURB & GUTTER DETAILS

DETAIL: RD - 9

DATE: 1-23-20

APPROVED BY: MATT FINEOUR

VILLAGE OF PLEASANT PRAIRIE  
KENOSHA COUNTY, WISCONSIN